

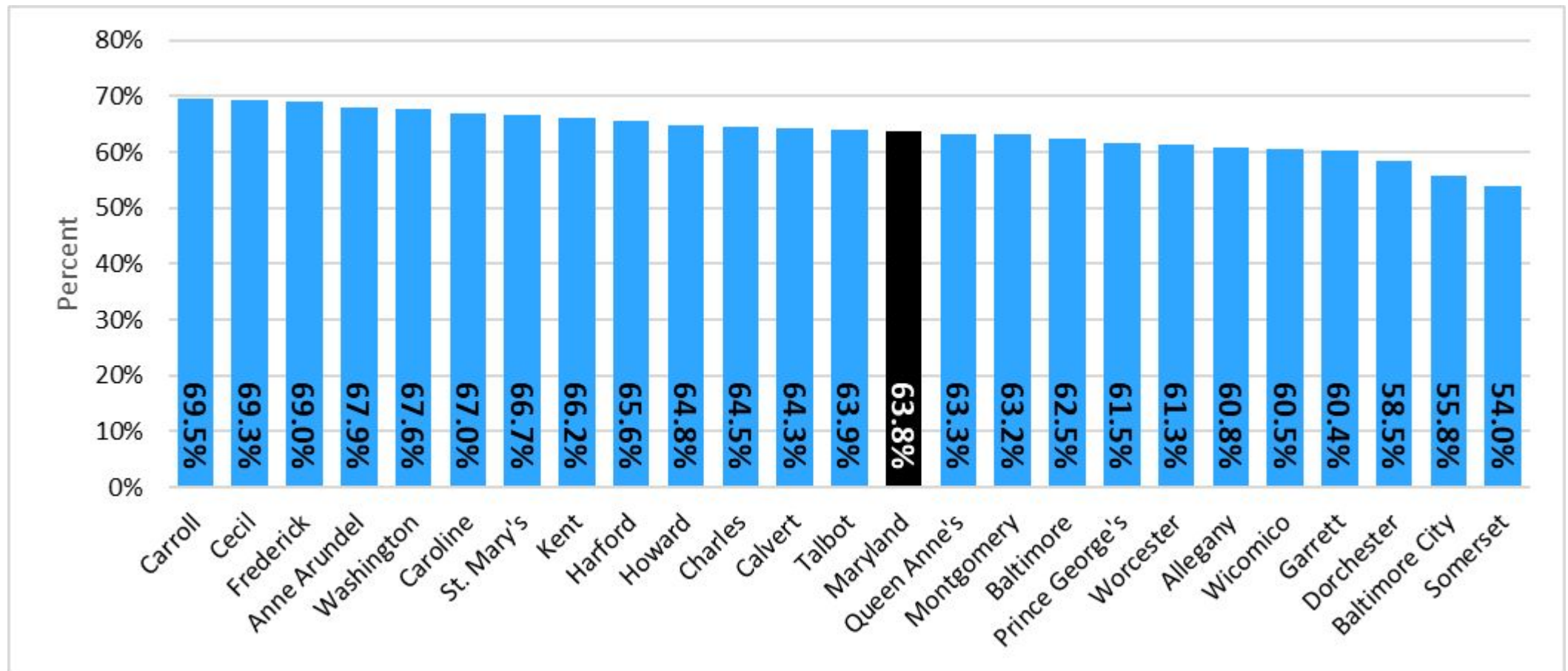
ACE Topics Measured on the 2021-2022 Survey

- **High School**
 - Emotional Abuse
 - Household Mental Illness
 - Household Substance Abuse
 - Household Incarceration
 - Witnessing Intimate Partner Violence (IPV)
- **Middle School**
 - Emotional Abuse
 - Household Mental Illness
 - Household Substance Abuse
 - Household Incarceration

ACE Topics Measured on the 2021-2022 Survey

| Question Topic | Middle School | High School |
|--|---------------|-------------|
| ADVERSE CHILDHOOD EXPERIENCES | | |
| During your life, how often has a parent or other adult in your home sworn at you, insulted you, or put you down? | ✓ | ✓ |
| Have you ever lived with someone who was having a problem with alcohol or drug use? | ✓ | ✓ |
| Have you ever lived with someone who was depressed, mentally ill, or suicidal? | ✓ | ✓ |
| Have you ever been separated from a parent or guardian because they went to jail, prison, or a detention center? | ✓ | ✓ |
| During your life, how often have your parents or other adults in your home slapped, hit, kicked, punched, or beat each other up? | | ✓ |

County-Level Emotional Abuse



Emotional Abuse (Maryland)

63.8%

Reported
emotional abuse
at home

Sex

69.7%↑

of Female Students

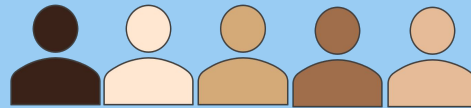


57.7%↓

of Male Students



Race/Ethnicity



67.7%↑

White

59.7%↓

Black

64.2%

Asian

61.4%

Hispanic/
Latino

70.8%↑

All Other
Races

LGBTQ+

59.5%↓

Heterosexual (Straight)

79.4%↑

Gay, Lesbian, Bisexual

78.4%↑

Other/Questioning

78.8%↑

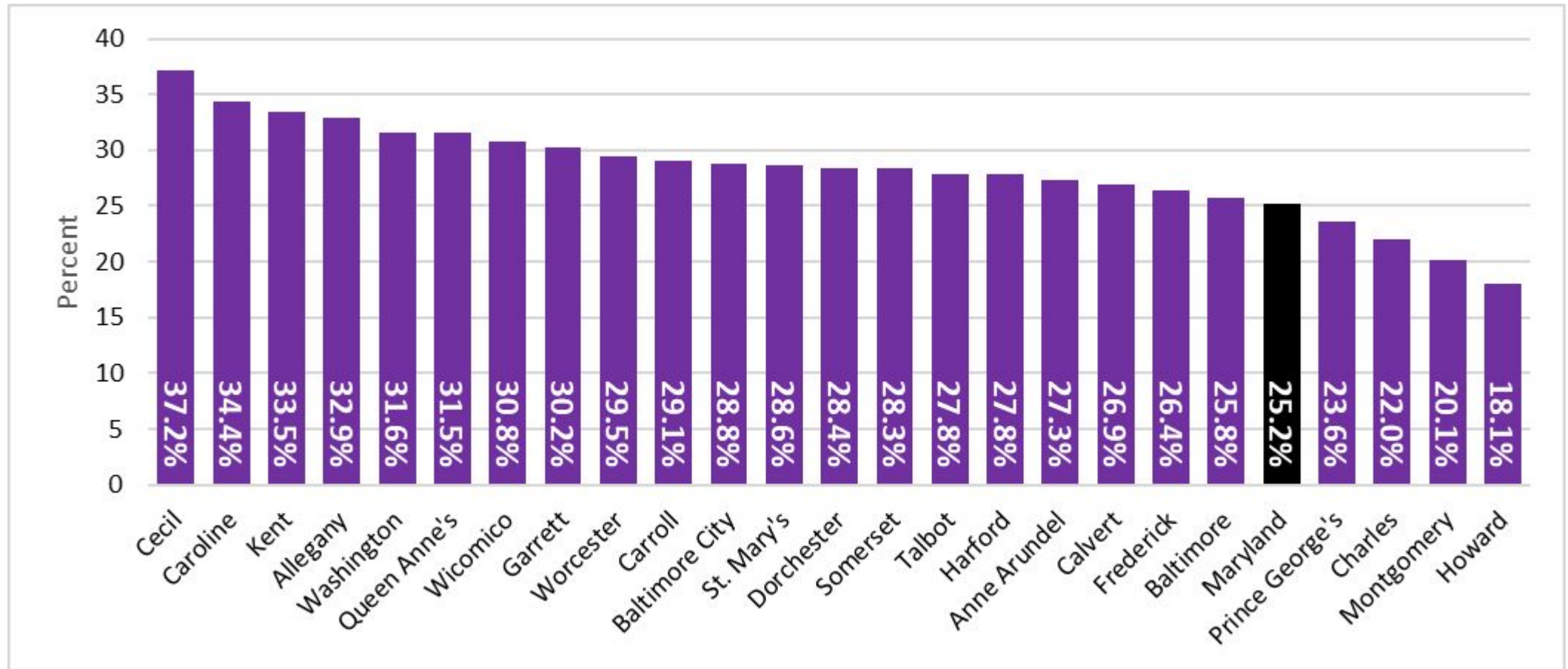
Transgender

Legend:

↑ Estimates significantly **higher** than statewide estimate

↓ Estimates significantly **lower** than statewide estimate

County-Level Household Substance Use



Household Substance Use (Maryland)

25.2%

Reported
substance use at
home

Sex

27.8%↑

of Female Students

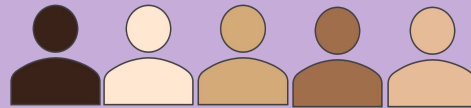


22.2%↓

of Male Students



Race/Ethnicity



28.1%↑

White

20.3%↓

Black

14.0%↓

Asian

29.5%↑

Hispanic/
Latino

30.8%↑

All Other
Races

LGBTQ+

22.1%↓

Heterosexual (Straight)

35.8%↑

Gay, Lesbian, Bisexual

30.7%↑

Other/Questioning

39.5%↑

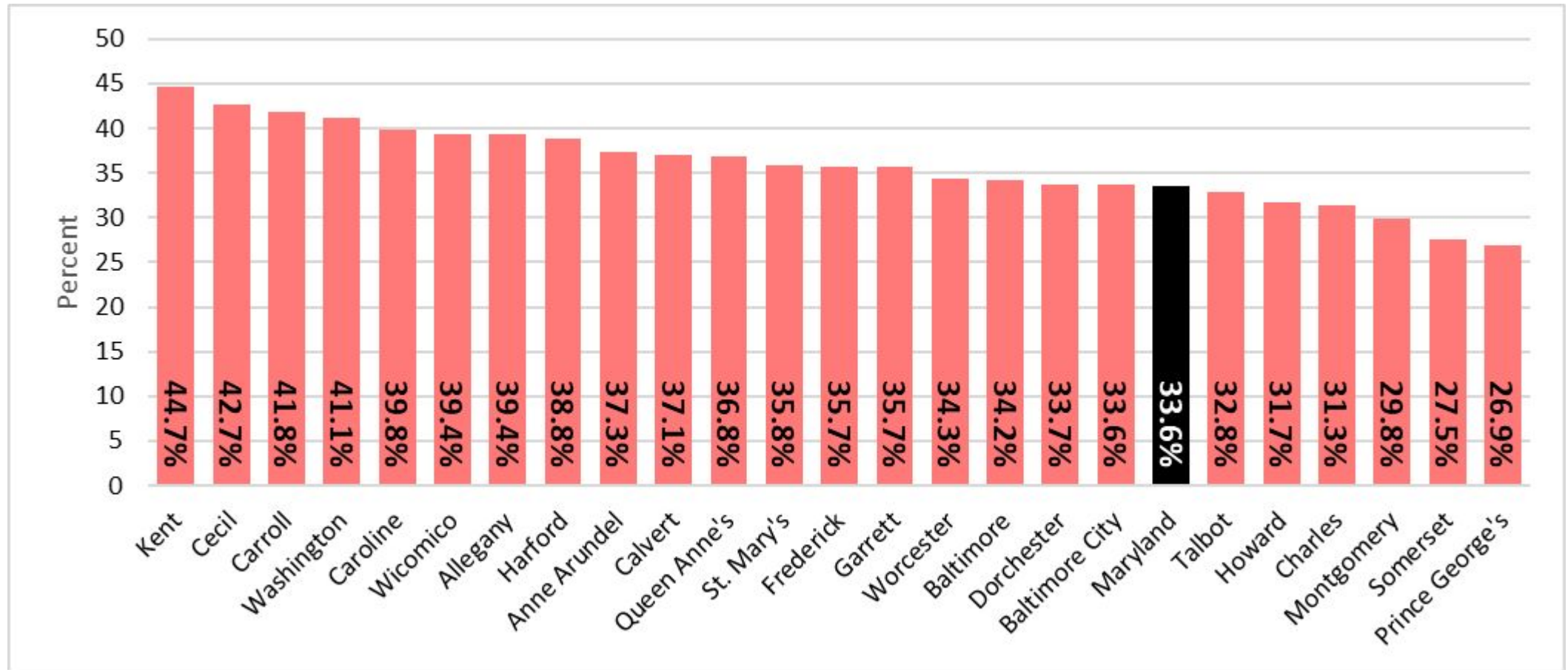
Transgender

Legend:

↑ Estimates significantly **higher** than statewide estimate

↓ Estimates significantly **lower** than statewide estimate

County-Level Household Mental Illness



Household Mental Illness (Maryland)

33.6%

Reported
household mental
illness

Sex


40.2%↑

of Female Students

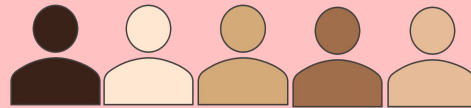


26.4%↓

of Male Students



Race/Ethnicity



39.2%↑

White

27.9%↓

Black

21.4%↓

Asian

32.9%

Hispanic/
Latino

43.1%↑

All Other
Races

LGBTQ+

27.3%↓

Heterosexual (Straight)

54.3%↑

Gay, Lesbian, Bisexual

48.9%↑

Other/Questioning

63.2%↑

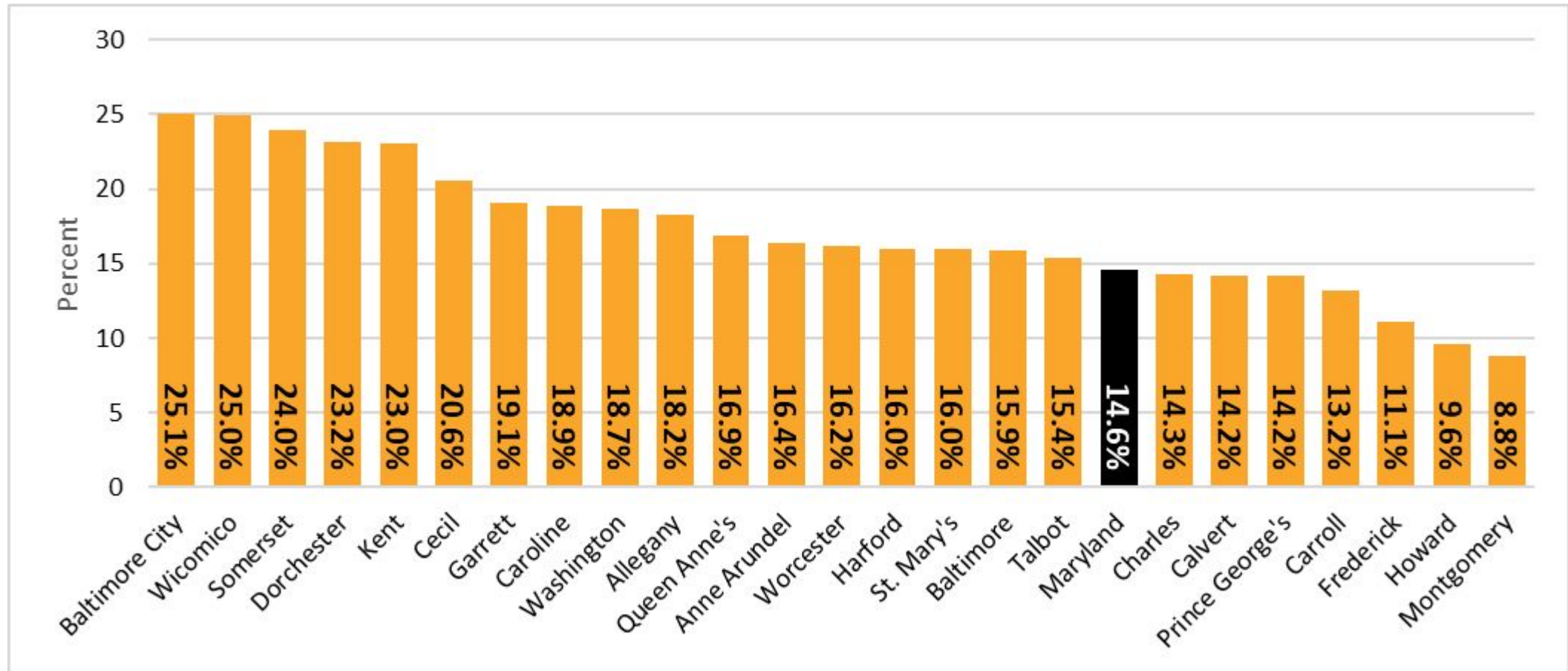
Transgender

Legend:

↑ Estimates significantly **higher** than statewide estimate

↓ Estimates significantly **lower** than statewide estimate

County-Level Household Incarceration



Household Incarceration (Maryland)

14.6%

Reported
household
incarceration

Sex

14.3%

of Female Students

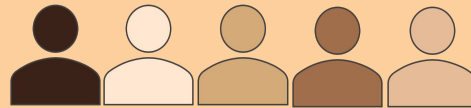


14.5%

of Male Students



Race/Ethnicity



12.0% ↓

White

18.1% ↑

Black

6.5% ↓

Asian

14.8%

Hispanic/
Latino

16.9%

All Other
Races

LGBTQ+

13.8%

Heterosexual (Straight)

17.6% ↑

Gay, Lesbian, Bisexual

14.0%

Other/Questioning

20.7% ↑

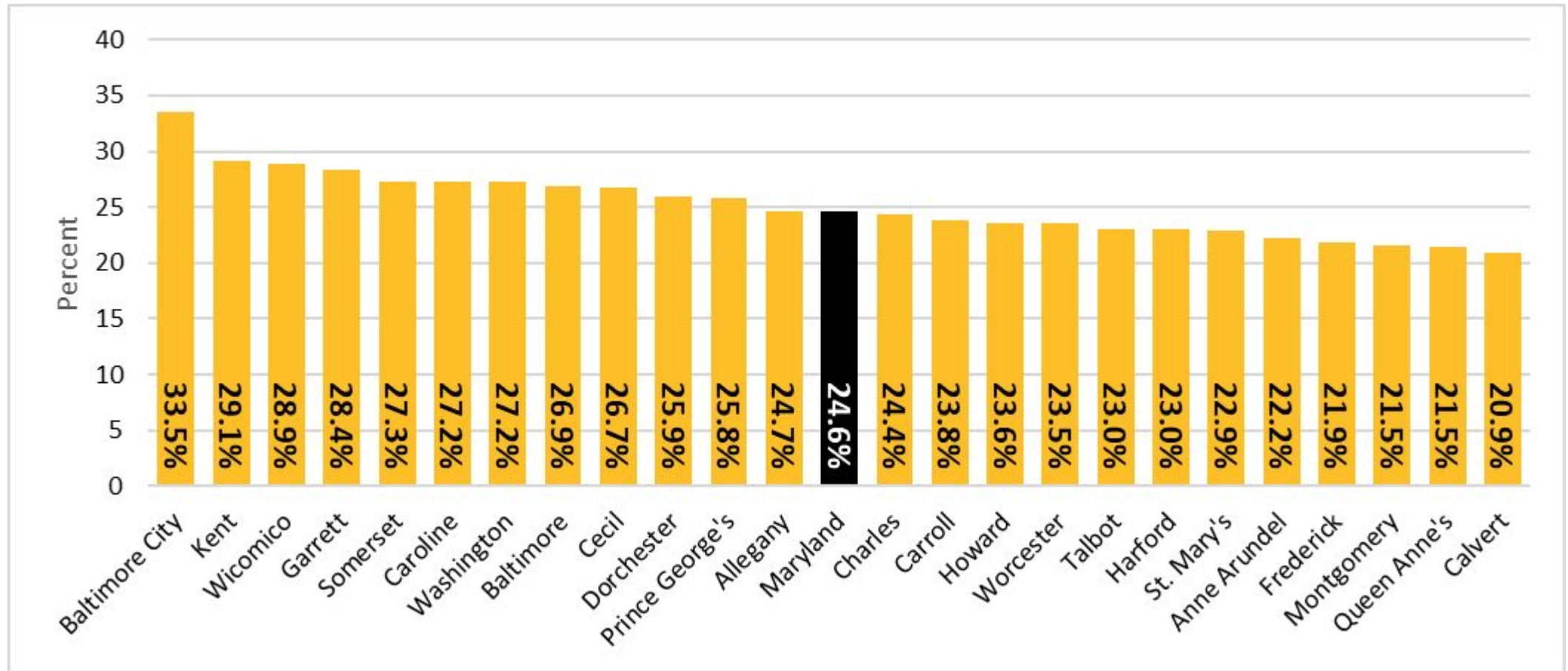
Transgender

Legend:

↑ Estimates significantly **higher** than statewide estimate

↓ Estimates significantly **lower** than statewide estimate

County-Level Witnessing Intimate Partner Violence



Witness Intimate Partner Violence (IPV) (Maryland)

24.6%

Reported
witnessing IPV
at home

Sex


26.1%↑

of Female Students

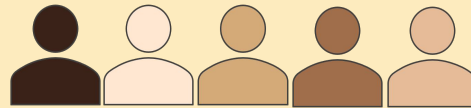


22.4%↓

of Male Students



Race/Ethnicity



20.0%↓

White

26.5%↑

Black

27.9%↑

Asian

26.3%↑

Hispanic/
Latino

27.1%↑

All Other
Races

LGBTQ+

21.4%↓

Heterosexual (Straight)

33.3%↑

Gay, Lesbian, Bisexual

31.8%↑

Other/Questioning

41.4%↑

Transgender

Legend:

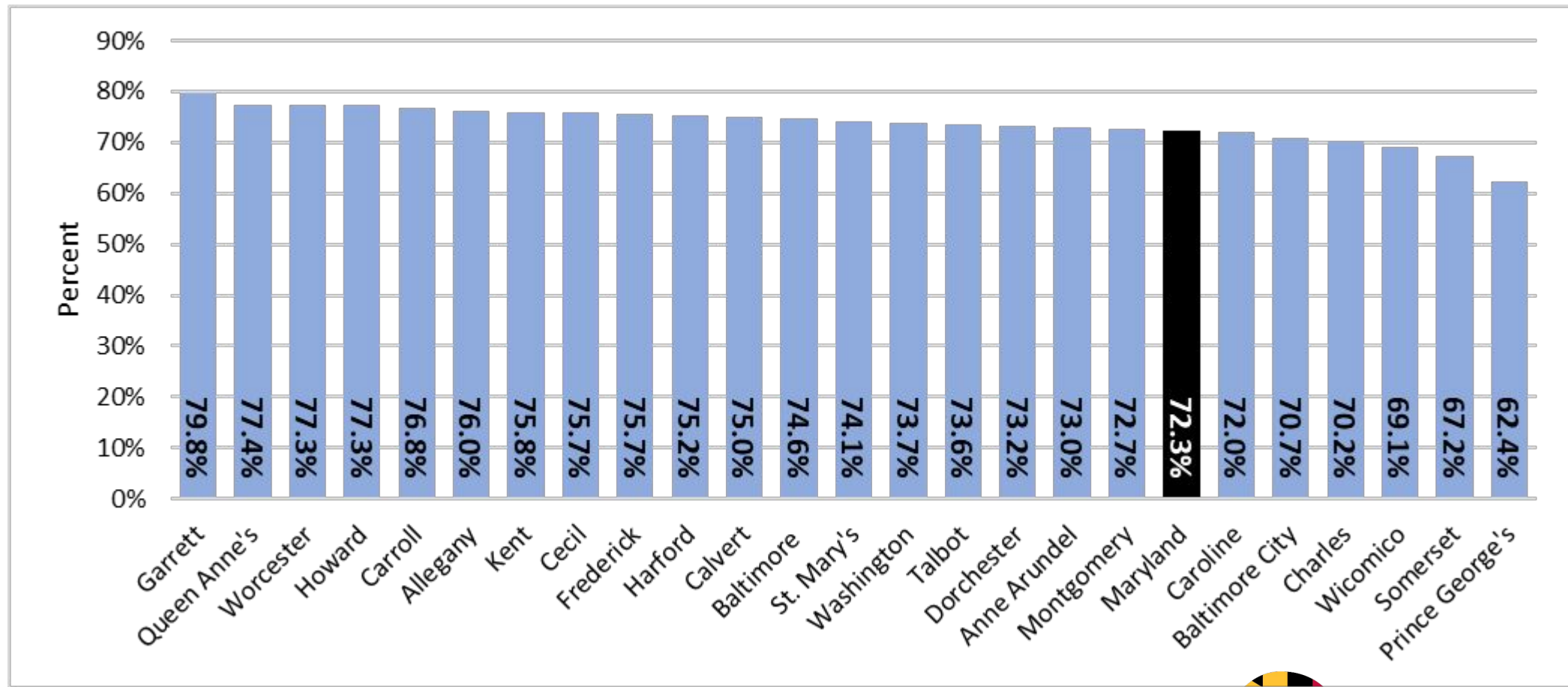
↑ Estimates significantly **higher** than statewide estimate

↓ Estimates significantly **lower** than statewide estimate

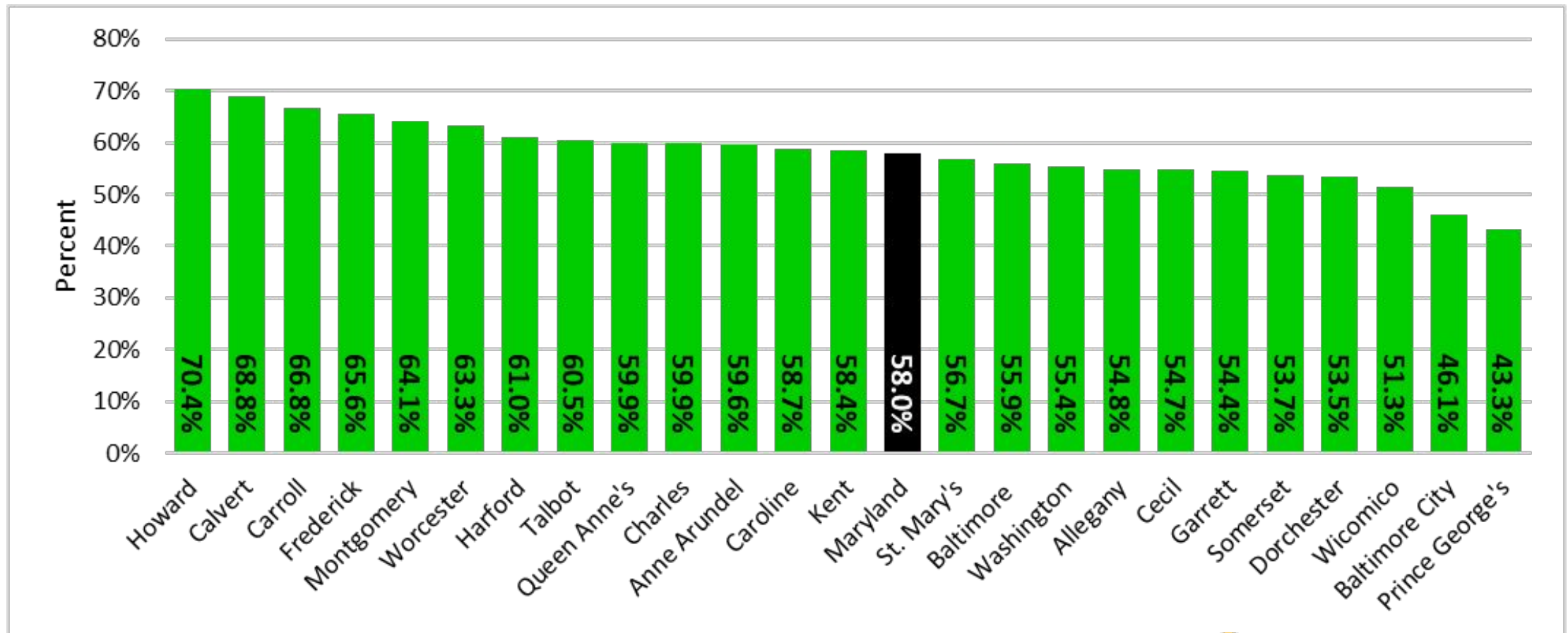
PCE Topics Measured on the 2021-2022 Survey

| Question Topic | Middle School | High School |
|--|---------------|-------------|
| POSITIVE CHILDHOOD EXPERIENCES | | |
| Besides your parents, how many adults would you feel comfortable seeking help from if you had an important question affecting your life? | ✓ | ✓ |
| Do you participate in any extracurricular activities at school such as sports, band, drama, clubs, or student government? | ✓ | ✓ |
| During your life, how often have you felt that you were able to talk to an adult in your family or another caring adult about your feelings? | | ✓ |
| Outside of school, is there an adult you can talk to about things that are important to you? | ✓ | |
| During the past 12 months, did you talk to a teacher or other adult in your school about a personal problem you had? | ✓ | |
| Do you agree or disagree that your teachers really care about you and give you a lot of encouragement? | ✓ | |

County-Level Felt Comfortable Seeking Help From 1+ Adults



County-Level Participate in Extracurricular Activities



County-Level Talk to an Adult About Your Feelings

